

Chiswick - 11 November 2018 Club Night

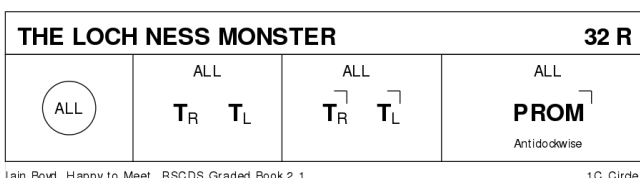
MCs – Davinia Miln and Jenny Kendrick ~ 6.30 pm - 10 pm. Live music by Calum Mitchell ~ **All Dances will be walked through once and recapped.**

1 THE LOCH NESS MONSTER R32 · 1C

Iain Boyd: A Second Book of Graded Scottish Country Dances · Crib: MiniCribbs · Diagram: Keith Rose's Diagrams

Circle with partner on Man's right

- 1-8** All circle 8H round & back
- 9-16** All turn partners RH, all turn partners LH & end facing »corner« person
- 17-24** All turn corners RH, all turn corners LH & end joining hands with »corner« in Promenade hold facing anticlockwise (Lady on Man's right)
- 25-32** All Promenade round to finish in circle



Iain Boyd, Happy to Meet, RSCDS Graded Book 2.1

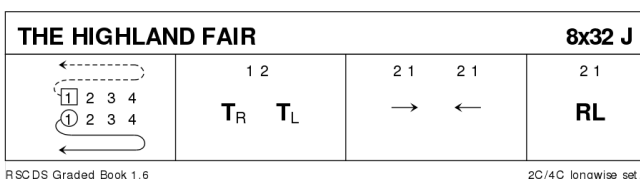
1C Circle.

Turn Partner and Corners, Promenade with Corners ~ Easier

2 THE HIGHLAND FAIR J32 · 2/4L

RSCDS Graded 6 · Crib: MiniCribbs · Diagram: Keith Rose's Diagrams

- 1-8** 1s cast, dance down behind own lines, turn outwards & dance back to place
- 9-16** 1s+2s turn partners RH back to place & then turn LH
- 17-24** 1s followed by 2s, lead down the middle & 2s lead back to the top
- 25-32** 2s+1s dance R&L



RSCDS Graded Book 1.6

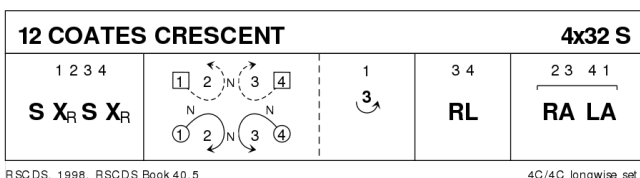
2C/4C longwise set.

Cast off behind own lines and back ~ Easier

3 12 COATES CRESCENT S32 · 4/4L

RSCDS: RSCDS XL 5 · Crib: MiniCribbs · Diagram: Keith Rose's Diagrams

- 1-8** All set on sides & cross RH, all set & cross back RH
- 9-16** 1s dance down to meet 4s who dance up & 1L+4L also 1M+4M dance out own sides, cast back to places & 1s lead down to 4th place (2s+3s+4s step up 15-16)
- 17-24** 3s+4s (middle couples) dance R&L
- 25-32** 2s+3s also 4s+1s dance RH across & LH back



RSCDS, 1998, RSCDS Book 40.5

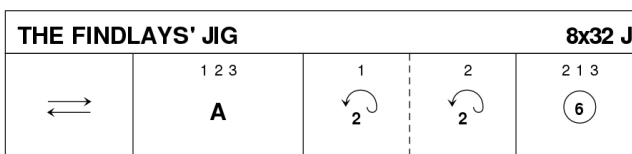
4C/4C longwise set.

Rights and Lefts, Hands across and back ~ Medium

4 THE FINDLAYS' JIG J32 · 3/4L

Roy Goldring: 14 Social Dances for 2000 · Crib: MiniCrib · Diagram: Keith Rose's Diagrams

- 1-8** 1s lead down the middle & back
9-16 1s+2s+3s dance Allemande
17-24 1s dance in & cast up to top, 2s dance in & cast up to top
25-32 2s+1s+3s circle 6H round & back



R Goldring, 2000, 14 Social Dances for 2000

3C/4C longwise set.

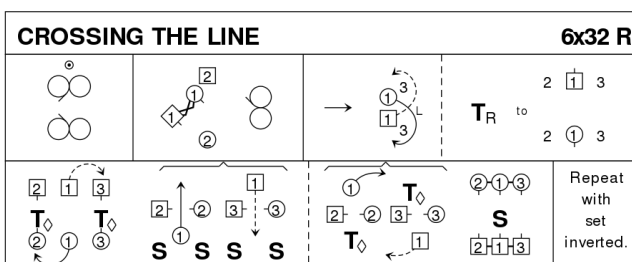
Long cast to top, Allemande for 3-couples ~ Easier

5 CROSSING THE LINE R32 · 3/3L

John Drewry: Bankhead Book Part 6 · Crib: MiniCrib · Diagram: Keith Rose's Diagrams

Northern Hemisphere

- 1-8** 1s cross down to dance reflection reels of 3 on opposite sides
9-16 1s (on opp sides) in prom hold dance a reel of 3 across with 2s giving RSh to 2nd Man
17-24 1s (on opp sides) dance down to bottom crossing & cast up to 2nd place, 1s turn RH (1s end facing out on own side)
25-32 1s cast right as 2s & 3s petronella turn into centre & 1s dance thru 2s/3s as they set, 1s cast to 2nd place as 2s & 3s petronella turn to opposite sides & all set. End 2 1 3 all on opposite sides



John Drewry, 1966, Bankhead 6

3C/3C longwise set.

Southern Hemisphere

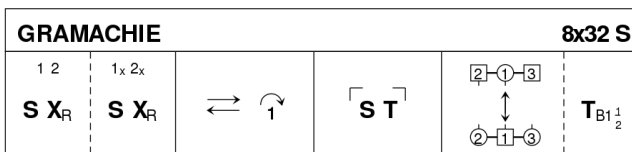
Repeat having crossed the Line into the Southern Hemisphere. New 1st couple are at the other end of the set reversing after each 32 bars

Promenade Reel of three, Petronella ~ Harder

6 GRAMACHIE S32 · 3/4L

Miss Milligan's Miscellany of Scottish Country Dances · Crib: MiniCrib · Diagram: Keith Rose's Diagrams

- 1-8** 1s+2s set, cross RH, set & cross back RH
9-16 1s lead down the middle for 3 steps, back to top, cast to 2nd place & face 1st corners
17-24 1s set & turn 1st corners, set & turn 2nd corners ending between 2s & 3s on opposite sides
25-32 2s+1s+3s Adv+Ret, 1s turn 2H 1.1/2 times



RSCDS MMM 1.18

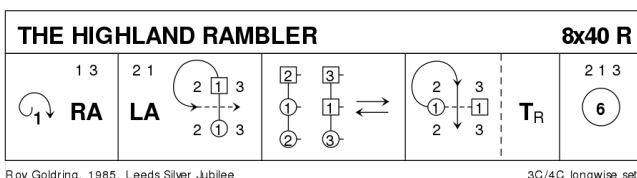
3C/4C longwise set.

Set to and turn Corners, Advance&Retire ~ Easier

7 THE HIGHLAND RAMBLER R40 · 3/4L

Roy Goldring: *Silver Jubilee 25 - Leeds Branch* · Crib: *MiniCrib*s · Diagram: *Keith Rose's Diagrams*

- 1-8** 1s dance in & cast to 2nd place, dance RH across with 3s
- 9-16** 2s+1s dance LH across, 1L followed by partner cast up round 2L & dance down middle to 1L between 3s & 1M between 2s
- 17-24** 1s+2s+3s dance down the middle & back
- 25-32** 1M followed by partner cast down round 2L to 2nd places on own side & turn RH
- 33-40** 2s+1s+3s circle 6H round & back

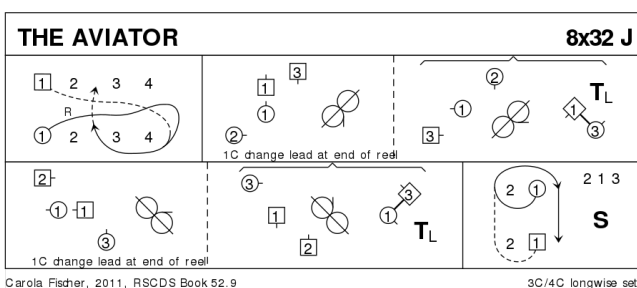


Four-Hands across (Right, swap wheels then Left) ~ Medium

8 THE AVIATOR J32 · 3/4L

Carola Fischer: *RSCDS LII 9* · Crib: *MiniCrib*s · Diagram: *Keith Rose's Diagrams*

- 1-8** 1s lead down, on bar 4 1M crosses partner in front & 1L followed by 1M cast up behind 4M & 3M into 2nd place (2s step up 3-4)
- 9-16** 1s (1L leading) dance 1/2 alternating tandem reel with 1st corners; 1M continues reel with corners passing 3L LSh **while** 1L+3M turn LH
- 17-24** 1s (1M leading) dance 1/2 alternating tandem reel with 2nd corners; 1L continues reel with corners passing 2L LSh **while** 1M+3L turn LH. 1s end in 2nd place opp sides, 1L facing out
- 25-32** 1s dance up, round 2s by RSh (1L behind 2M, 1M in front 2L) & 1M followed by 1L cast 1 place, across set to end in 2nd place own side (6 bars). All 3 couples set



Half Diagonal Reel-of-three with lead change ~ Harder

9 INTERVAL

10 THE BRUDENELL JIG J32 · 2/4L

Brenda Burnell: *A Second Book of Graded Scottish Country Dances* · Crib: *MiniCrib*s · Diagram: *Keith Rose's Diagrams*

- 1-8** 1s+2s circle 4H round & back
- 9-16** 1s dance Fig of 8 round 2s
- 17-24** 1s lead down for 2 bars, turn RH, lead up & cast to 2nd places
- 25-32** 1s+2s dance R&L

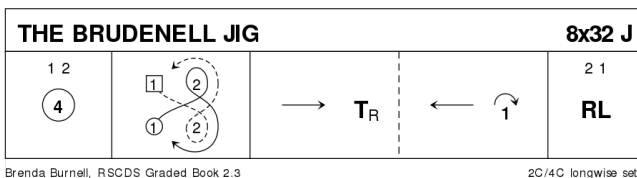
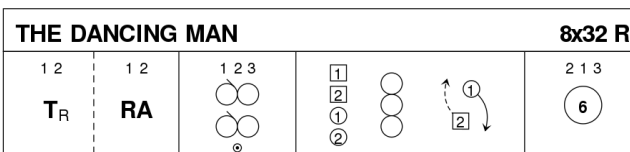


Figure of Eight, Rights and Lefts ~ Easier

11 THE DANCING MAN R32 · 3/4L

Roy Goldring: *A Second Book of Graded Scottish Country Dances* · Crib: *MiniCrib*s · Diagram: *Keith Rose's Diagrams*

- 1-8** 1s & 2s turn RH once round & dance RH across once round
- 9-16** 1s+2s+3s dance RSh reels of 3 on own sides, 1s & 2s continue reels & loop round at top to 2M facing 1M & 2L facing 1L (1M+2L BtoB in middle)
- 17-24** 1s+2s dance 3/4 reel of 4 across (2M & 1L pass LSh end bar 22) then pass partners RSh to progressed places own sides (2 1 3)
- 25-32** 2s+1s+3s circle 6H round & back



Roy Goldring, 10 Social Dances, RSCDS Graded Book 2.24

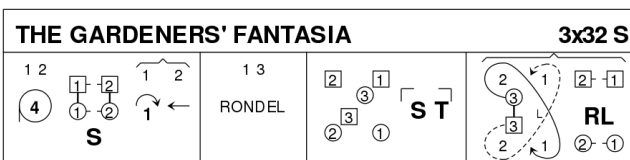
3C/4C longwise set.

Reel-of-three on sides, Reel-of-four across ~ Easier

12 THE GARDENERS' FANTASIA S32 · 3/3L

Pamela Cook: *RSCDS XLVI 2* · Crib: *MiniCrib*s · Diagram: *Keith Rose's Diagrams*

- 1-8** 1s+2s circle 4H round to left, 1s facing 2s set & turning inwards cast 1 place to face 3s
- 9-16** 1s+3s dance the Rondel, 1s end in 3rd place & 3s end in 2nd place facing 1st corners
- 17-24** 3s set to & turn corners 3s ending 2nd place opposite sides
- 25-32** 2s+1s dance R&L (begin on sides) **while** 3s dance up between 2s & cast to 2nd pl then lead down LH b'tw'n 3rd pl crossing & cast up to 2nd pl. 2 3 1



Pamela Cook, RSCDS Book 46.2

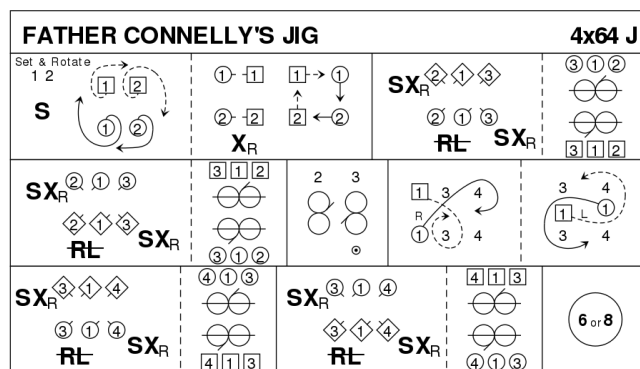
3C/3C longwise set.

Rondel, Rights and Lefts ~ Medium

13 FATHER CONNELLY'S JIG J64 · 4/4L

John Drewry: *The Donside Book* · Crib: *MiniCribbs* · Diagram: *Keith Rose's Diagrams*

- 1-8** 1s+2s Set & Rotate :
Set, rotate singly & dance on 1 place clockwise, change places RH on sides & dance on 1 place to own sides.
Order 2 1 3 4
- 9-16** 1s dance 1/2 diag R&L with 1st corners **while** 2nd corners set & change places diagonally RH, 1s dance 1/2 RSh reels of 3 on opposite sides (1M up, 1L down). (2)(1)(3) 4
- 17-24** 1s dance 1/2 diag R&L with 3rd corner (pstn) **while** 2nd corners (pstn) set & change places diagonally, 1s dance 1/2 RSh reels of 3 on own sides (1M down, 1L up). 2 1 3 4
- 25-32** 1s dance reels of 3 across Lady with 2s & Man with 3s (LSh to 1st corner)
- 33-40** 1s cross down between 3s, 1L casts up round 3M & 1M casts down round 4L, 1s change places LH in centre & cast to 3rd place own sides
- 41-56** 3s+1s+4s (bottom 3 couples) repeat bars 9-24. Order 2 3 4 1
- 57-64** All (or bottom 3 couples only) circle 8(6)H round & back

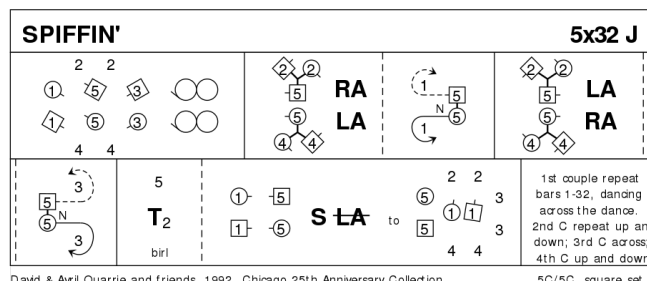


Half Diagonal Rights-and-Lefts, Set and Cross ~ Harder

14 SPIFFIN' J32 · 5S

Quarries and Friends: *Chicago 25th Anniversary Collection* · Crib: *MiniCribbs* · Diagram: *Keith Rose's Diagrams*

- 1-8** 5s dance reels of 3 with 1s+3s (5s start by passing opposite dancer by LSh)
- 9-16** 5L dances RH across with 2s **while** 5M dances LH across with 4s, 5s lead up thru 1s & cast back to centre
- 17-24** 5L dances LH across with 2s **while** 5M dances RH across with 4s, 5s lead down thru 3s & cast back to centre
- 25-32** 5s Tulloch turn right (Kilt Grip) twice, 5s+1s set & dance part LH across (5s dance 1/2 way **while** 1s dance 1/4 way & into centre to face 2s)



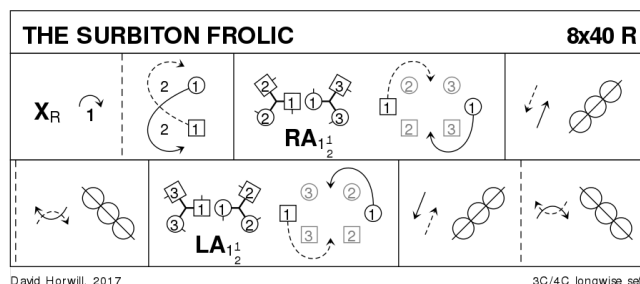
Reel of three, Three Hands across ~ Medium

18 THE SURBITON FROLIC R40 · 3/4L

Extra

David Horwill · Crib: E-cribs · Diagram: Keith Rose's Diagrams

- 1-- 1c cross RH | cast off (2c up) ; ½ Fig8 up (2,1,3)
 9-- 2c+1W & 1M+3c 1½ RHA | 1c cast to 2pl (2x,1,3x)
 17-- 1c ½ diag. Reel4 (Rsh to 1cnr[pos]) ; ½ diag. Reel4 (Rsh to 2cnr) (3,1x,2)
 25-- 3c+1W & 1M+2c 1½ LHA | 1c cast to 2plx (3x,1x,2x)
 33-- 1c ½ diag. Reel4 (Rsh to 3cnr) ; ½ diag. Reel4 (Rsh to 4cnr) (2,1,3)



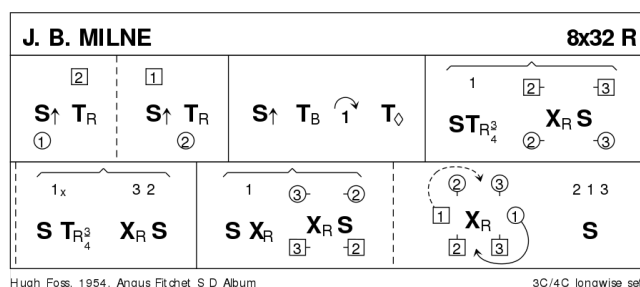
Three-Hands across, Half Diagonal Reel-of-four ~ Medium

19 J. B. MILNE R32 · 3/4L

Extra

Hugh Foss: Angus Fitchet Scottish Dance Album · Crib: MiniCribbs · Diagram: Keith Rose's Diagrams

- 1-8 1M+2L set advancing & turn RH, 1L+2M set advancing & turn RH
 9-16 1s set to each other & turn 2H, cast to 2nd place & Petronella turn to Lady between 2s & Man between 3s
 17-24 1s set & ¾ turn RH **while** 2s+3s change places RH on sides & set, 1s repeat but 2s & 3s cross RH & set
 25-32 1s set & change places RH **while** 2s+3s change places RH on sides & set, 1s cast round corner to 2nd pl own sides as 2s+3s cross RH & all set



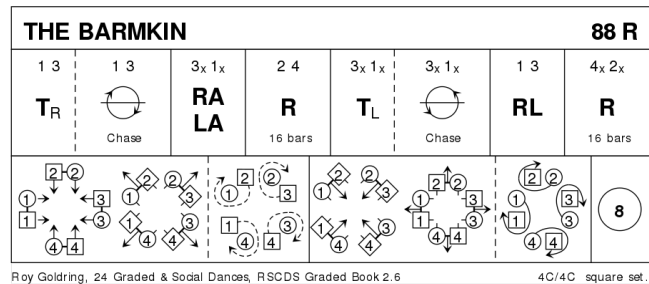
Set & turn/Change & set ~ Medium

20 THE BARMKIN R88 · 4S

Extra

Roy Goldring: A Second Book of Graded Scottish Country Dances · Crib: MiniCribbs · Diagram: Keith Rose's Diagrams

- 1-8** 1s+3s turn partners RH & Men followed by Ladies chase clockwise 1/2 way round set
- 9-16** 1s+3s dance RH across in centre & LH back to »new« places
- 17-32** 2s+4s repeat bars 1-16
- 33-40** 1s+3s turn partners LH & Ladies followed by Men chase anticlockwise 1/2 way round set
- 41-48** 1s+3s dance R&L
- 49-64** 2s+4s repeat bars 33-48
- 65-72** All dance into centre & return with corners, Ladies dance round corners passing in front to begin & back to place
- 73-80** All with corners dance into centre & return with partners, Men dance round partners passing in front to begin & back to place
- 81-88** All circle 8H round & back



Chase, Hands across, Rights and Lefts ~ Easier